



**CRYSTAL**  
ALUMINIUM PRODUCTS (P)LTD.  
1st FLOOR, MANIYATTUKUDI ASFA BUILDING, MAVOOR ROAD, KOZHIKODE-673004











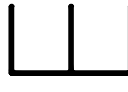

# 10000 SERIES





**CRYSTAL**  
ALUMINIUM PRODUCTS (P)LTD.  
1st FLOOR, MANIYATTUKUDI ASFA BUILDING, MAVOOR ROAD, KOZHIKODE-673004








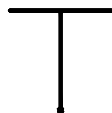
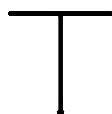



SL.No.	SECTION.No.	PROFILE	WT.RANGE KG/12'	REMARKS	
01	11011	 19.05x1.9	0.350-0.380	P1	H
02	11012	 19.05x2.95	0.550-0.580	P1	H
03	11024	 25.4x3	0.700-0.750	P1	H
04	11041	 38x3	1.100-1.200	P1	H
05	11045	 38x5	1.850-1.950	P1	H
06	11199	 21.6x16x0.70	0.350-0.400	P2	L
07	11200	 21.6x16x0.80	0.400-0.450	P1	M
08	11300	 22.3x12.7x0.66	0.360-0.420	P2	M
09	11301	 22.3x12.7x0.70	0.400-0.450	P1	M
10	11310	 28.2x16.7x1.00	0.700-0.900	P2	M



**CRYSTAL**  
ALUMINIUM PRODUCTS (P)LTD.  
1st FLOOR, MANIYATTUKUDI ASFA BUILDING, MAVOOR ROAD, KOZHIKODE-673004













SL.No.	SECTION.No.	PROFILE	WT.RANGE KG/12'	REMARKS	
11	11350	 29.7x11x0.70	0.420-0.470	P2	L
12	11399	 24.7x12.4x0.72	0.350-0.400	P2	M
13	11400	 24.7x12.4x0.83	0.400-0.450	P1	M
14	11450	 22x14x0.62	0.350-0.400	P2	L
15	11451	 22x14x0.71	0.400-0.450	P1	M
16	11500	 9.52x9.52x0.96	0.250-0.300	P2	L
17	11555	 25X11.4X0.7	0.300-0.400	P2	L
18	11600	 23.5x23.5x0.61	0.280-0.330	P2	XL
19	11601	 23.5x23.5x0.70	0.330-0.400	P2	L
20	11651	 19.05x19.05x1.53	0.550-0.600	P1	M

**CRYSTAL**

ALUMINIUM PRODUCTS (P)LTD.

1st FLOOR, MANIYATTUKUDI ASFA BUILDING, MAVOOR ROAD, KOZHIKODE-673004



SL.No.	SECTION.No.	PROFILE	WT.RANGE KG/12'	REMARKS	
21	11701	 24x24x0.77	0.300-0.400	P2	L
22	11711	 25x25x1.5	0.700-0.800	P1	M
23	11717	 25.4x25.4x1.9	0.900-0.950	P1	M
24	11735	 32x32x2.5	1.500-1.700	P1	H
25	11738	 38.1x38.1x1.57	1.100-1.200	P1	H
26	11748	 32x32x4.60	2.450-2.650	P1	H
27	11751	 44x44x4.60	3.450-3.650	P1	H
28	11771	 19.5x10x2.00	0.500-0.600	P1	H
29	11781	 22.5x13x3	0.950-1.000	P1	H
30	11785	 38.1x25.4x1.82	1.100-1.200	P1	H